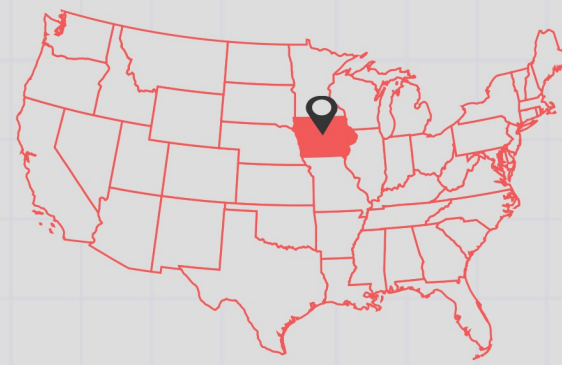


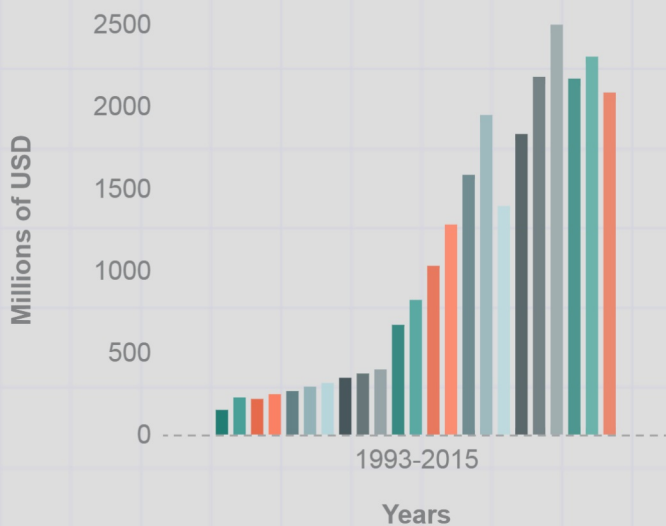
# Iowa

## TRADE FACTSHEET



- + In 2014, trade with Mexico supported 53,100 jobs.
- + Mexico was the 2nd largest export market for Iowa in 2015.
- + Exports to Mexico totaled 2.1 billion USD in 2015.

### Iowa's Exports to Mexico






- + Since 1993, Iowa's exports to Mexico have grown 1292%.
- + Mexico accounted for 16% of Iowa's exports worldwide in 2015.
- + Top export industries:  
Agricultural Products (32%), Food & Kindred Products (30%), Chemicals (7%), Machinery, Except Electrical (6%), Beverages & Tobacco Products (6%), Others (19%)
- + Mexican investment supports nearly 1,560 jobs in Iowa. For instance, Gruma Corporation, a corn flour and tortilla subsidiary, employs 340 people in Des Moines.

### Exports by Congressional District (2014)

Congressional District	Value of Exports to Mexico*	Share of IA Exports to the World	Top 2 Industries Exporting to Mexico
1	\$736	12%	1. Grain & Oilseed Milling Products ----- 2. Oilseeds & Grains
2	\$591	10%	1. Grain & Oilseed Milling Products ----- 2. Oilseeds & Grains
3	\$313	10%	1. Oilseeds & Grains ----- 2. Rubber Products
4	\$692	11%	1. Oilseeds & Grains ----- 2. Grain & Oilseed Milling Products

\*Goods and services, In millions of US Dollars

Follow our #USMxEcon series on social media:

 MexicoInstitute
  facebook.com/mexicoinstitute
  @Mexico Institute



Sources  
 Trade and NAFTA, Office/ Mexico's Ministry of the Economy, Washington, DC  
 Wilson Center, Growing Together: Economic Ties Between the United States and Mexico  
 United States Census Bureau  
 The Trade Partnership, Washington DC, from the U.S. Bureau of the Census and the U.S. Department of Agriculture